

CHARACTERISTICS OF LABORATORY-CONFIRMED CASES OF COVID-19

ALABAMA
PUBLIC
HEALTH

2,007
**LABORATORY-
CONFIRMED CASES**

39
**VERIFIED
DEATHS**

272
**TOTAL
HOSPITALIZATIONS**
STATEWIDE SINCE 3/13/2020

52
**REPORTED
DEATHS**

CLINICAL AND EPIDEMIOLOGIC CHARACTERISTICS



In ICU	116
On Mechanical Ventilation	75

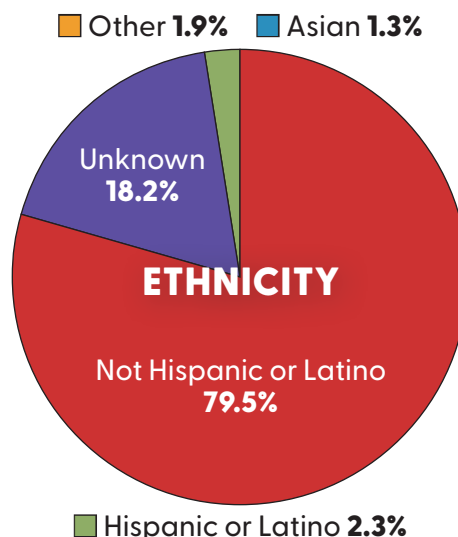
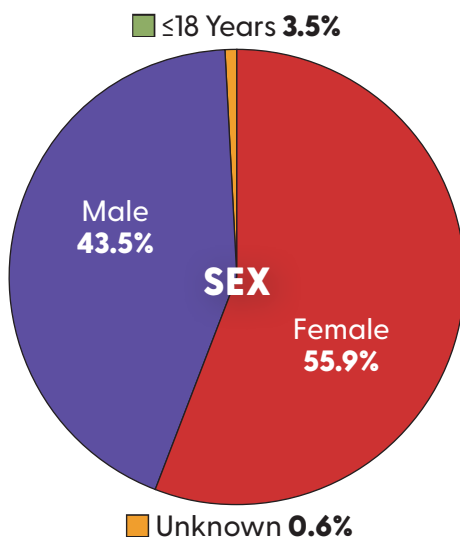
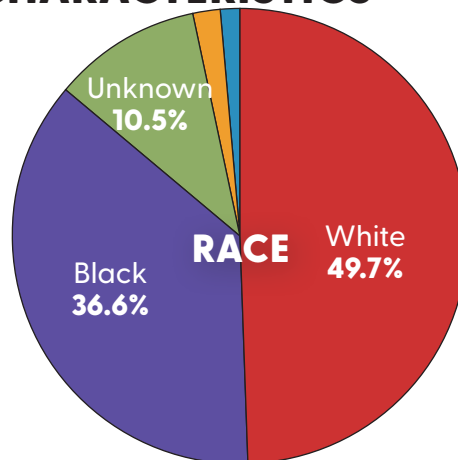
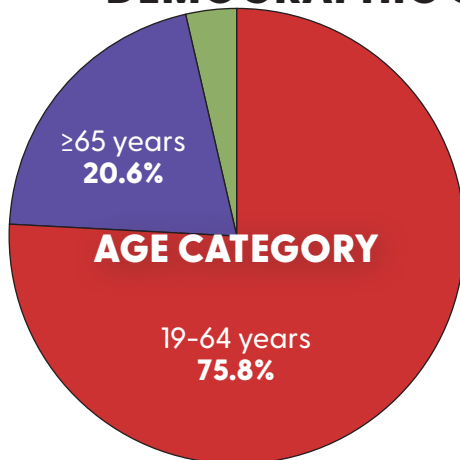


Healthcare Worker (Hospitals and doctor's offices)	315	15.7%
---	-----	-------



Long-Term Care Facility Employee	56	45.9%
Long-Term Care Facility Resident	51	41.8%

DEMOGRAPHIC CHARACTERISTICS

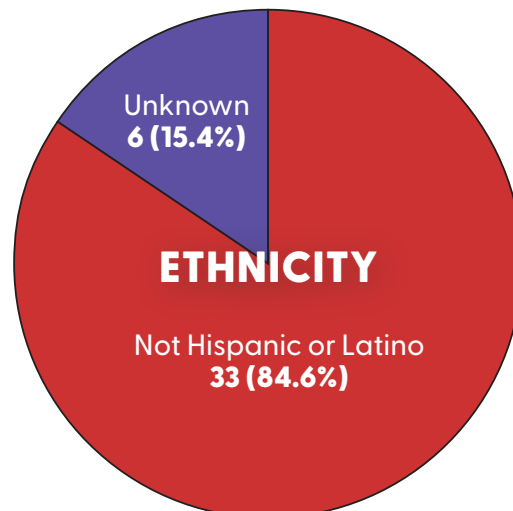
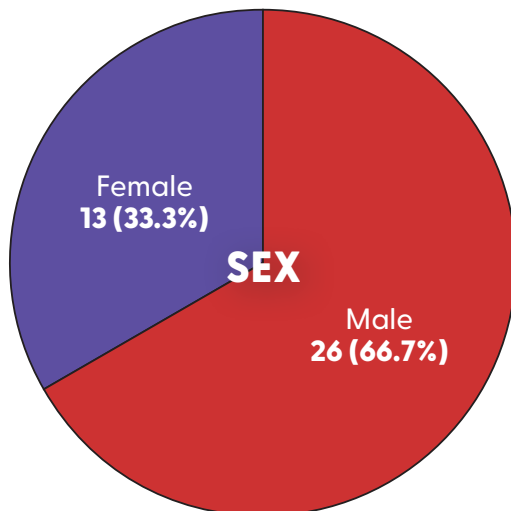
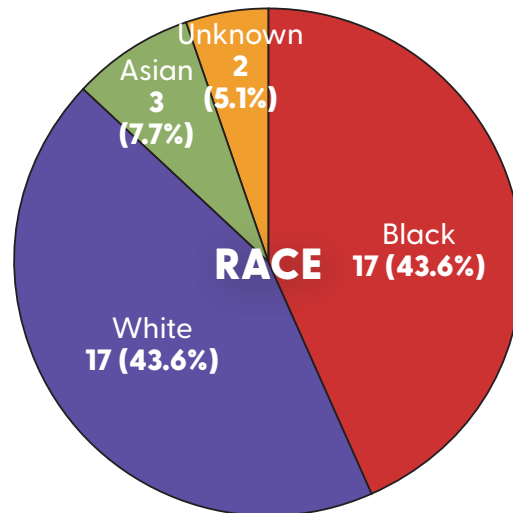
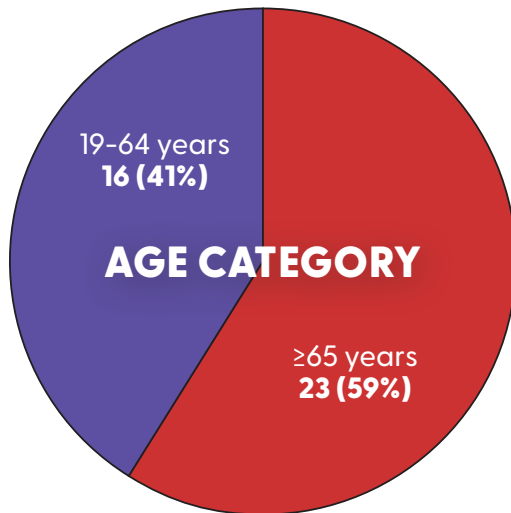


As of 4/6/20 - Updated daily

LABORATORY-CONFIRMED COVID-19 CASE CHARACTERISTICS

ALABAMA
PUBLIC
HEALTH

DEMOGRAPHIC CHARACTERISTICS OF LABORATORY-CONFIRMED COVID-19 CASES WHOSE DEATH HAS BEEN VERIFIED



UNDERLYING MEDICAL CONDITIONS FOR LABORATORY-CONFIRMED COVID-19 CASES WHOSE DEATH HAS BEEN VERIFIED

UNDERLYING MEDICAL CONDITIONS	LABORATORY-CONFIRMED COVID-19 CASES	
Chronic Lung Disease	9	23.1%
Diabetes Mellitus	17	43.6%
Cardiovascular Disease	22	56.4%
Chronic Renal Disease	5	12.8%
Chronic Liver Disease	1	2.6%
Immunocompromised Condition	0	0.0%
Other Chronic Disease	0	0.0%
Multiple Underlying Medical Conditions	17	43.6%
Currently Pregnant	0	0.0%

Some patients may have more than one high risk health condition.

As of 4/6/20 - Updated daily